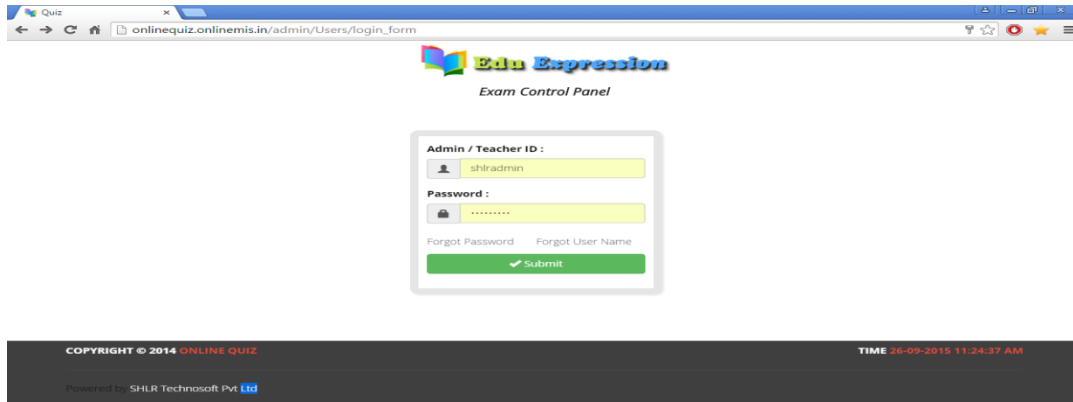


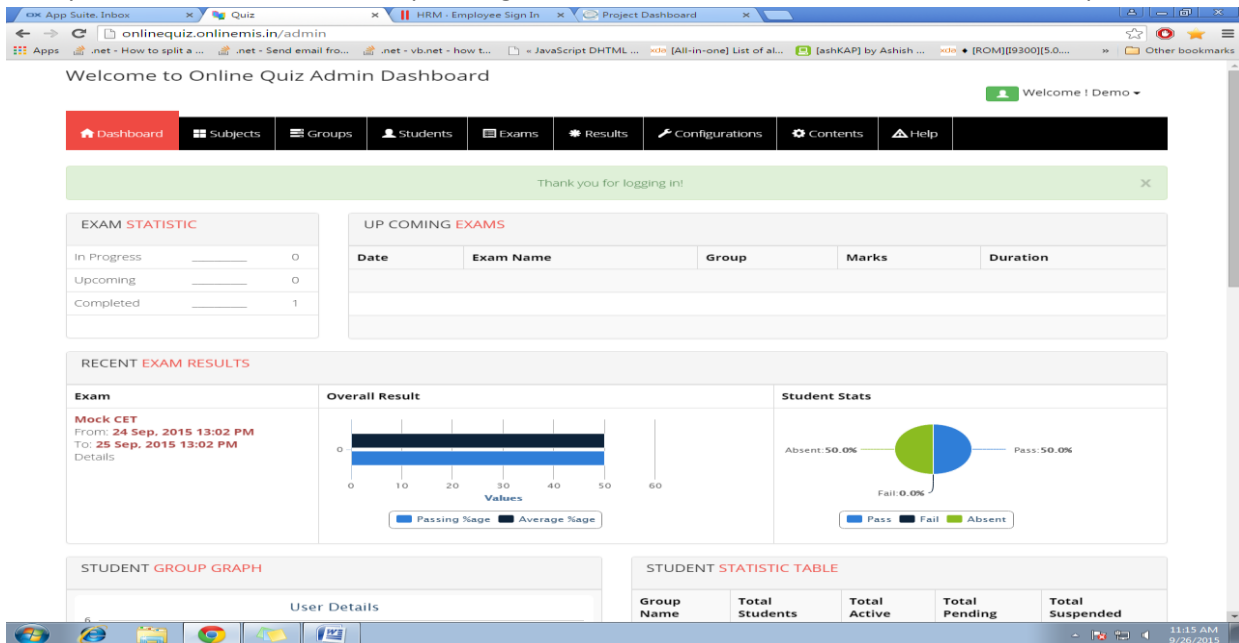
Online QUIZ Admin Login

Enter Admin or Teacher ID and Password.



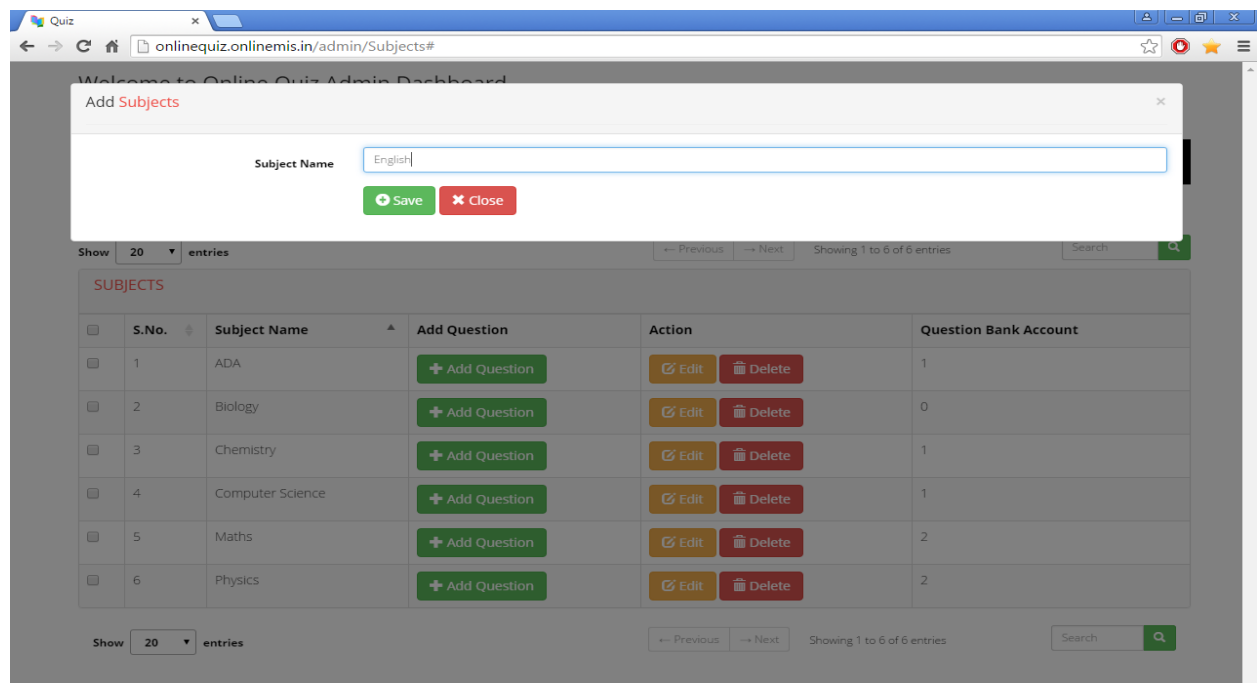
Dashboard Module:

Here you can see Exam Statistic, Upcoming Exams, Recent Exam Results, Student Stats, Graph.



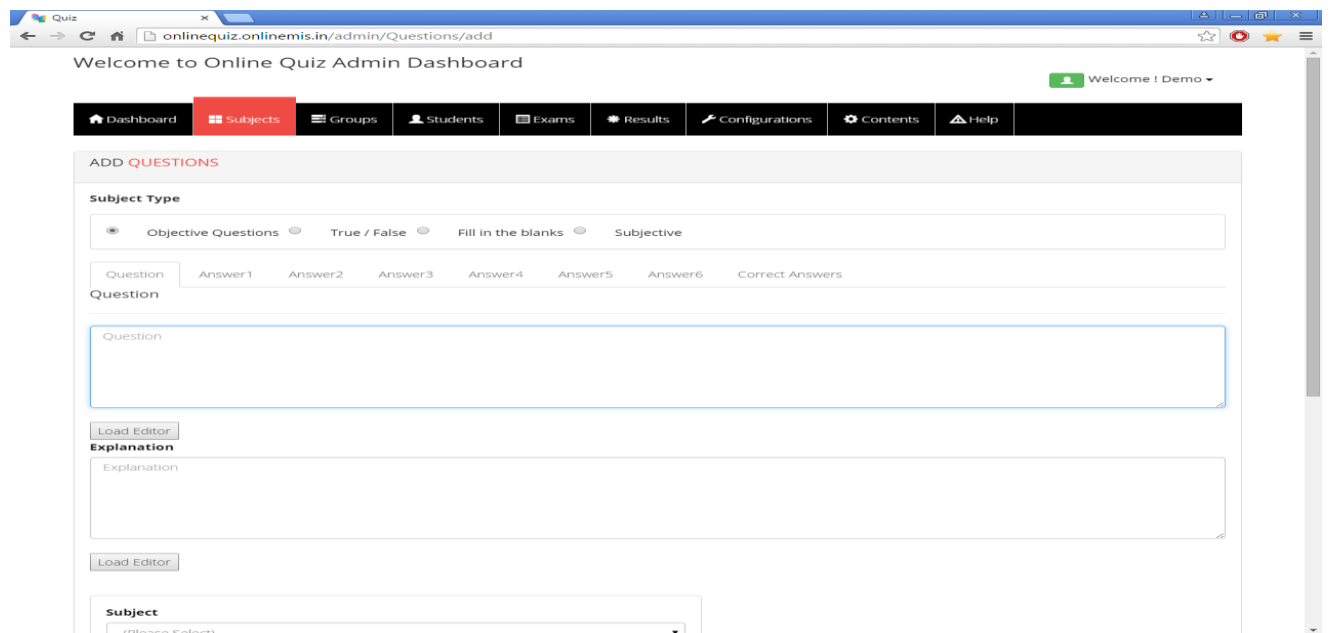
Subjects Module:

To add new subject click on Add New Subject button, enter subject name and save button.



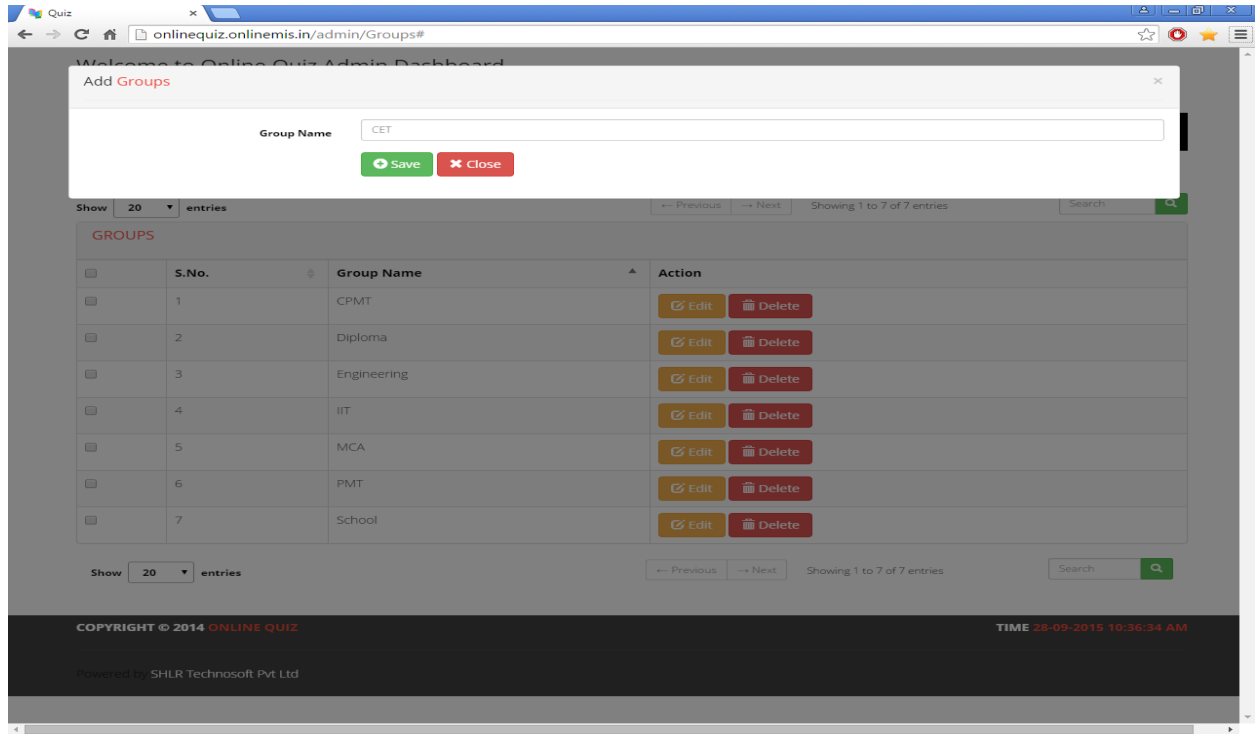
Add New Questions:

Click Add Question button, select subject type, enter question, explanation, select subject, enter marks, negative marks, select difficulty level and enter answers in answer tabs and click save button.



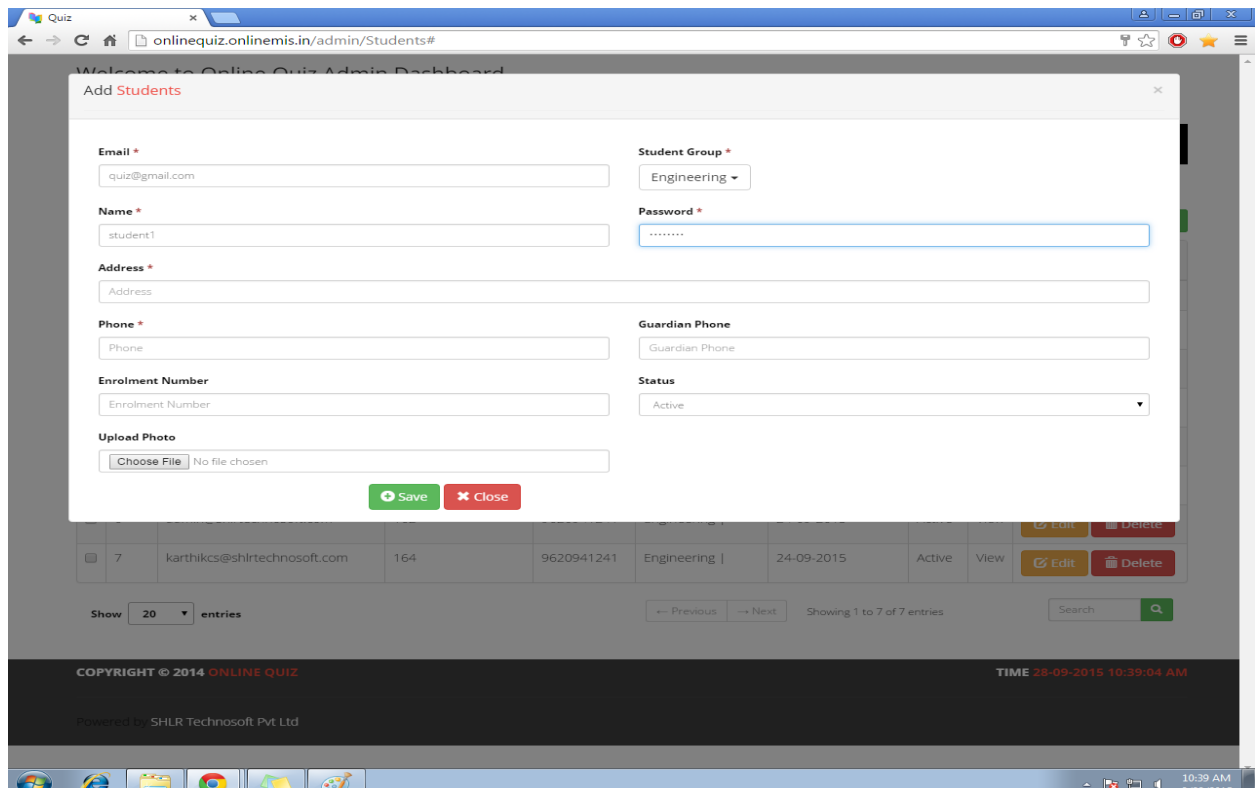
Groups Module: You can add new group, view existing groups, edit and delete group name.

To add new Group Click Add New Group button, enter group name and click save button.



Students Module: You can add, edit, delete and view students.

Add Students: Click Add New student button and enter the details of student. Student's email id is login id.



Exams Module: Admin can add, edit or delete exams.

Add New Exam: Click Add New Exam button, enter exam details and click save button.

Exam Name: Entrance

Exam Instruction: Exam Instruction

Exam Duration (Min.): Exam Duration (Min.)

Start Date: Start Date

Passing Percent: 50

Attempt Count: Attempt Count

End Date: End Date

Select Group: None selected

Random Question: Yes No

Amount: Amount

Declare Result: Yes No

Negative Marking: Yes No

Result After Finish: Yes No

Paid Exam: Yes No

Save Close

Add Questions to Exam:

After adding new exam, click on particular view button of that exam.

Showing 1 to 5 of 5 entries

S.No.	Exam Name	Date	Exam Groups	Duration	Status	View	Action
1	Mock Aptitude	25th September 2015 to 10th October 2015	Diploma Engineering	5 Mins.	Inactive	View	Edit Delete
2	Mock CET	24th September 2015 to 25th September 2015	Engineering	6 Mins.	Closed	View	Edit Delete
3	Computer Science Quiz	1st July 2015 to 31st July 2015	IIT PMT CPMT	1 Mins.	Active	View	Edit Delete
4	Sample	16th April 2015 to	IIT PMT	1 Mins.	Active	View	Edit

In exam details click on Add Questions and select questions from list. After adding questions click on Activate Exam button.

The screenshot shows the 'Exam Details' modal for an exam named 'Mock Aptitude'. The modal contains the following information:

Exam Name	Mock Aptitude	Add Questions
Eligible Group	(1) Diploma (2) Engineering	Activate Exam
Start Date	25 September 2015	
End Date	10 October 2015	
Total Question	0	

Below the modal, a table lists exam entries:

Subject	Subjective	Objective	True & False	Fill in the blanks	Difficulty Level			
5	Physics Exam	1st November 2014 to 28th May 2015	IIT PMT CPMT	3 Hours 0 Mins.	Active	View	Edit	Delete

Results Module: Displays exam wise or student wise results

The screenshot shows the 'Results' module with the following components:

EXAM WISE

Exam Name:

STUDENT WISE

Name or Enrolment Number:

Student Group:

Student Name	Enrolment Number	Group
Ram	162	Engineering
karthik	164	Engineering